

**Dema**  
FIRENZE



BABILONIADUE 62



FLY 34



FLY LIGHT 50



LE FOGLIE 78



MODULOR 102



NELSON 4



NEWPORT 140



OTTOMANNE 148



RATAPLAN 132



SKYLINE 88



VELIERO 114



COMPLEMENTI 158

# Nelson

Design  
C. BIMBI



Nelson cm. 302x100 + Malibù consolle cm. 114x37x51



Nelson cm. 405x292 + Nelson pouff cm. 175x120 + Malibù consolle cm. 134x37x51 + Ofelia credenza  
+ Malibù cm. ø 100x32 - ø 45x38 - ø 45x58 + Edgar tavolino cm. ø 70x40 + Edgar piantana

NELSON



L'ABBRACCIO PERFETTO DI FORME SOFT E LINEE DI GRANDE PRECISIONE

A perfect hug of soft shapes and precise lines



Valentina cm. 75x84x103 + Edgar tavolino cm. ø 70x40 + Ofelia credenza + Edgar piantana

NELSON



Nelson cm. 292x405 + Ofelia credenza + Malibù cm. ø 100x32 - ø 45x48 - ø 45x58  
+ Edgar tavolino cm. ø 70x40 + Edgar piantana

NELSON



Nelson cm. 350x272 + Nelson pouff cm. 175x120 + Edgar tavolino cm. 130x45x41 + Edgar consolle cm. 130x45x58  
+ Ofelia madia + Edgar tavolini cm. ø 70x40 - ø 45x48 - ø 45x58 + Edgar piantana

NELSON





Edgar consolle cm. 130x45x58



Vaschetta cm. 95x20x8



Nelson pouff cm. 175x120 + Malibù consolle cm. 134x37x51  
+ Malibù cm. ø 100x32 - ø 45x48 - ø 45x58 + Edgar tavolino cm. ø 70x40



Nelson pouff cm. 175x295 + Edgar tavolino cm. 130x45x41 + Deck cm. 43x45x48  
+ Ofelia madia + Edgar tavolino ø 45x48 + Edgar piantana




Nelson cm. 350x175 + Malibù tavolini cm. ø 100x32 - ø 45x58 + Edgar tavolino cm. 130x45x41  
+ Corinna + Ofelia credenza + Ofelia madia + Edgar tavolino cm. ø 70x40





Nelson relax dx-sx cm. 175x100 + Malibù tavolino cm. ø 45x58 + Edgar tavolino cm. 130x45x41  
+ Dude cuoio + Ofelia credenza + Cuccia + Toni + Nelson letto cm. 230x175x100 + Edgar tavolini cm. ø 70x40 - ø 45x58



PANTONE 18-1248  
Rust



Cuccia + pouff + Toni



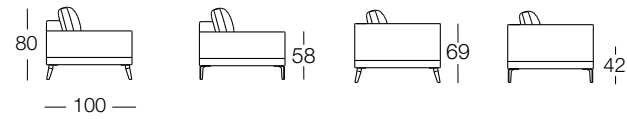
Nelson relax dx-sx cm. 175x100 + Edgar tavolino cm. 130x45x41 + Malibù tavolino cm. ø 45x58 + Dude cuoio



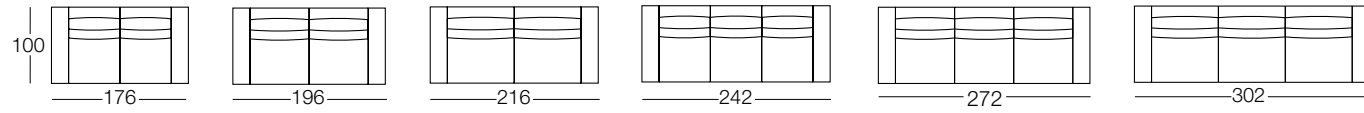
Nelson letto cm. 230x175x100 + Cubic cm. ø 62x32 + Cubo luce alabastro cm. 32x17x34 + Ofelia credenza + Corinna + Edgar tavolino cm. ø 70x40 + Piantana alabastro cm. 30x30x165 + Hotello libreria



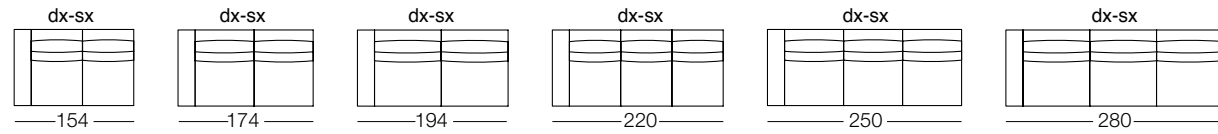
NELSON Design C. Bimbi



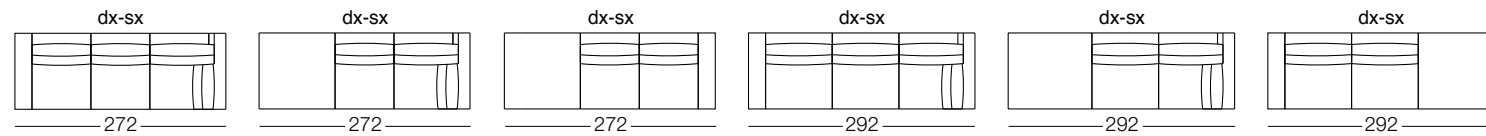
Divani . Sofas



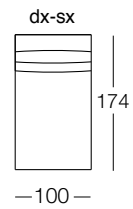
Terminali sx-dx . lh-rh end units



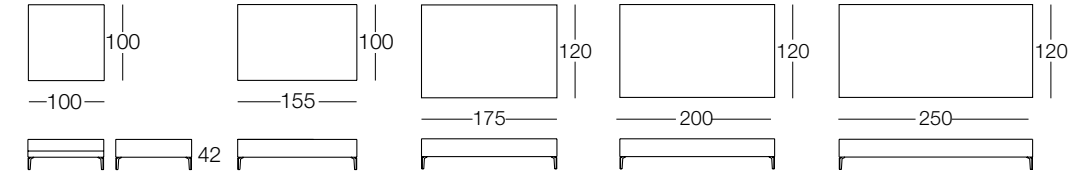
Divano angolare . Corner sofa



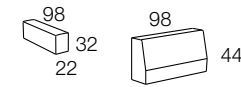
Relax sx-dx . lh-rh chaise longues



Pouff . Pouffe



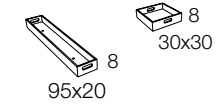
Bracciolo . Armrest




Poggiatesta . Headrest



Vaschetta . Tray



Letto . Bed



Piedino in legno  
Wooden legs



Piedino in metallo  
Metal legs

Struttura interna in acciaio verniciato, garantita 10 anni. Imbottitura in poliuretano espanso a quote differenziate. Sotto rivestimento in fibra acrilica accoppiata. Cuscini seduta in piuma d'oca canalizzata con inserto in poliuretano. Cuscini schienali in piuma d'oca canalizzata. Piedini in metallo oppure in legno con antiscivolo termoplastico neutro.

Painted steel internal frame with 10-year guarantee. Multi-density polyurethane foam padding. Upholstery in bonded acrylic fibre. Seat cushions with goose down filling and polyurethane insert. Back cushions with goose down filling. Metal or wooden legs with neutral thermoplastic non-slip feet.

# Fly

Design  
G. GUALTIEROTTI



Fly cm. 380x190



Fly cm. 435x180 + Fly pouff cm.120x120 + Deck cm. 43x45x48 + Boule + Malibù cm. ø 100x32  
+ Malibù consolle cm. 114x37x51 - 134x37x73 + Toni + Hotello libreria, contenitori cuoio

FLY





Fly cm. 435x435 + Malibù cm. ø 100x32 - ø 45x48 + Deck cm. 90x35x48 - 43x45x48 + Yuki + Dude Cuolo cm.100x100x12 + Lips + Toni + Ofelia madia + Edgar tavolino cm. ø 45x58 + Hotello libreria



LINEE MORBIDE E ESSENZIALI. IN PERFETTO EQUILIBRIO

Soft and minimalist lines. A perfect balance



Ofelia madia



Malibù cm. ø 100x32 - ø 45x48

FLY




Fly cm. ø 240 + Malibù consolle cm. 114x37x73 + Dacia + Toni



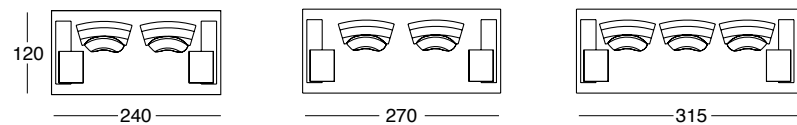
Fly cm. 240x120

FLY

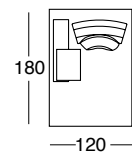




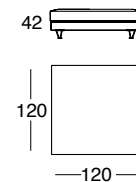
Divani . Sofas



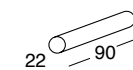
Relax sx-dx . lh-rh chaise longues



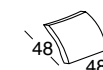
Pouff . Pouffe



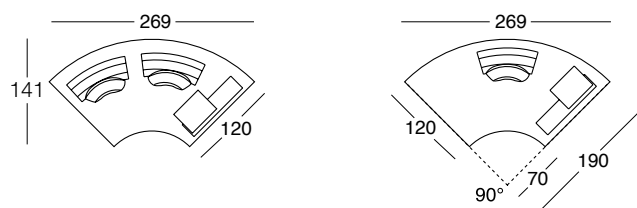
Rullo . Bolster cushion



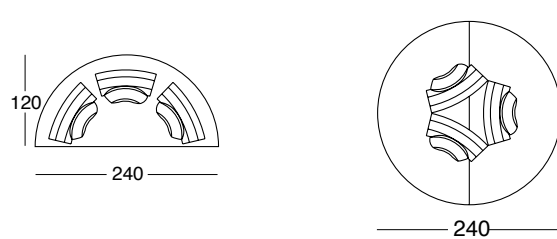
Cuscino bracciolo . Armrest cushion



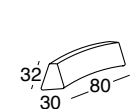
Terminali arco . Curved end units



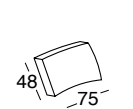
Mezzo tondo . Semicircular Tondo . Circular



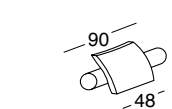
Trapezio . Trapezoid



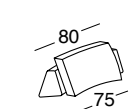
Cuscino schienale . Backrest cushion



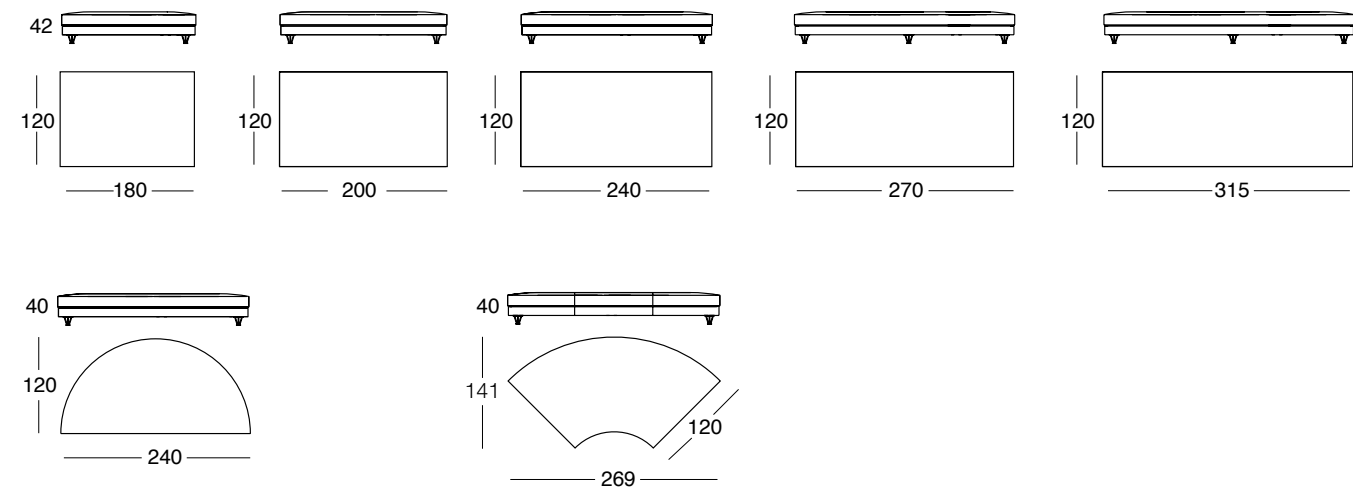
Bracciolo . Armrest



Schienale . Backrest



Basi . Base units



Struttura interna in acciaio verniciato, garantita 10 anni. Imbottitura in poliuretano espanso a quote differenziate. Sotto rivestimento in fibra acrilica accoppiata. Bracciolo cilindrico, costruito in poliuretano espanso, coperto da soffice falda di piuma. Schienale in poliuretano espanso ricoperto con falda di poliestere. Schienale e bracciolo contengono al proprio interno una serie di sfere nichelate, che consentono agli stessi di rimanere stabili e fissi, in qualsiasi posizione vengano collocati. Cuscini volanti in piuma d'oca canalizzata. Tutti gli elementi sono completamente svestibili.

Painted steel internal structure, guaranteed for 10 years. Multidensity polyurethane foam padding, upholstered with bonded acrylic fibre. The cylindrical armrest is made of polyurethane foam, covered by a soft layer of feathers. The polyurethane foam backrest is covered with a polyester layer. The backrest and armrest have a series of nickel-plated spheres inside to remain stable in any position. Removable cushions in goose down in baffle channels. The covers can be removed from all pieces.

# Fly light

Design  
G. GUALTIEROTTI



Fly light cm. 390x200 + Deck cm. 43x45x48



Fly light cm. 420x420 + Fly light base cm. 105x105 + Fly light cm. 180x105 + Manhattan panchetta cm. 120x60x38  
+ Malibù cm. ø 100x32 + Malibù consolle cm. 114x37x51 - 134x37x73 + Cubo pouff + Yuki + Edgar piantana  
+ Edgar tavolini cm. ø 70x40 - ø 45x58 - ø 45x48 + Deck cm. 90x35x48 - 43x45x48 + Valentina dondolo cm. 75x84x103

FLY LIGHT



Schienale cuoio



Schienale imbottito



Fly Light cm. 354x177 + Round + Simple



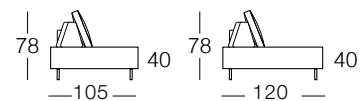
Fly Light cm. 180x430 + Malibù cm. ø 100x32 + Deck cm. 43x45x48 + Edgar piantana



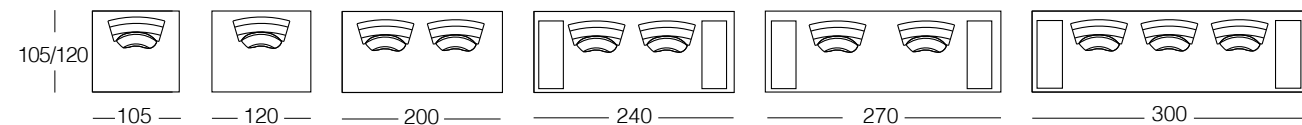
Edgar tavolini cm. ø 70x40 - ø 45x48 + Valentina dondolo cm. 75x84x103 + Piantana alabastro cm. 30x30x165



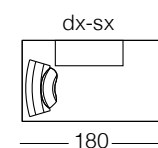
Malibù consolle cm. 114x37x51 - 134x37x73 + Cubo pouff + Cubo luce alabastro cm. 24x12x25



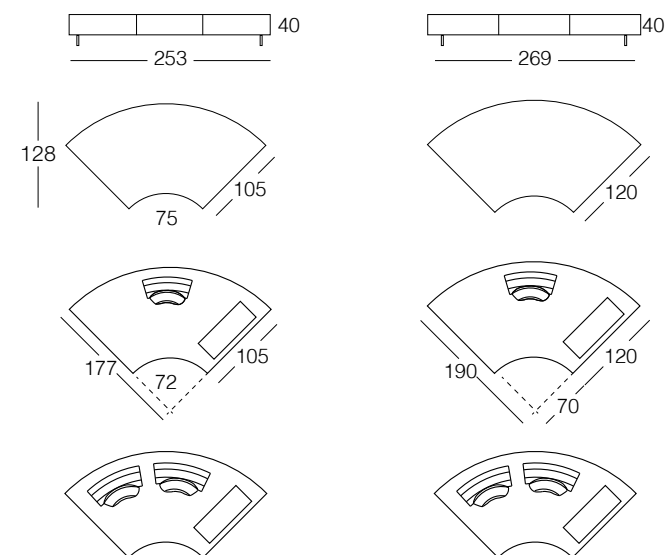
Divani . Sofas



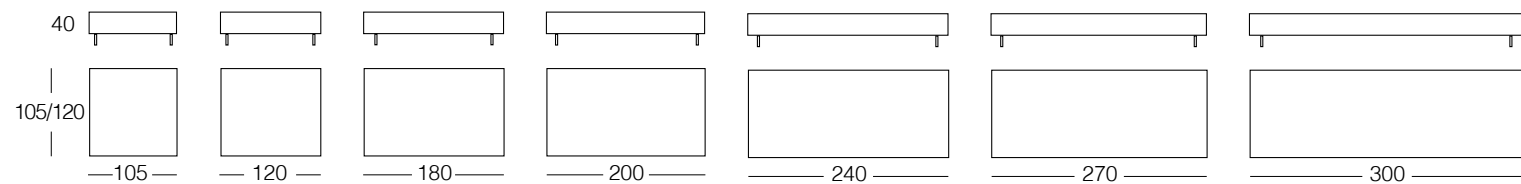
Relax sx-dx . lh-rh chaise longues



Terminali arco . Curved end units



Basi . Base units



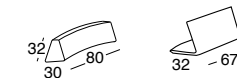
Schienale . Backrest



Cuscino bracciolo . Armrest cushion



Trapezio . Trapezoid



Cuscino schienale . Backrest cushion



Struttura interna in metallo verniciato, garantita 10 anni. Imbottitura in poliuretano espanso a quote differenziate, rivestita in fibra acrilica accoppiata. Bracciolo in poliuretano espanso, coperto da trapunta di piuma d'oca garantita. Schienale trapezio in poliuretano espanso con all'interno una serie di sfere nichelate, che consentono agli stessi di rimanere stabili e fissi, in qualsiasi posizione vengano collocati. Cuscino schienale in piuma canalizzata. Piedini in alluminio lucido dotati di antiscivolo in materiale termoplastico neutro. Rivestimento tessuto o pelle. Svestibilità totale. Con l'uso la piattaforma della seduta assumerà un aspetto più morbido e vissuto. Quindi il presentarsi di una leggera ondulazione dell'abito è da considerare assolutamente normale.

Internal frame in painted metal, guaranteed for 10 years. Multidensity polyurethane foam padding covered in bonded acrylic fibre. Quilted armrest in polyurethane foam, with certified goose down filling. Polyurethane foam trapezoid backrest, containing a series of nickel-plated spheres which remain stable and in any position they are placed. The back cushion is filled with goose down in baffle boxes. Feet in polished aluminium with non-slip pads in clear thermoplastic. The covers in fabric or leather, are fully removable. Over time, the seating will acquire a softer, more 'lived in' look, which means that a slight ripple effect in the upholstery should be considered totally normal.

# Babiloniadue

Design  
M. LIPPARINI



Babiloniadue cm. 273 + Quadro





Babiloniadue cm. 273x303 + Deck + Malibù consolle + Ofelia madia bar + Ofelia credenza  
+ Lips + Cubic pouff ø 90x32 - ø 62x32 + Edgar piantana

BABILONIADUE



LA VITALITÀ DEI CONTRASTI SI FONDE IN UNA NUOVA ARMONIA

The vitality of contrasts combined into a new harmony






Babiloniadue cm. 303x348x178 + Medium Lips + Kuadro + Deck

BABILONIADUE



Babiloniadue cm. 273x318 + Hotello libreria + Simple  
+ Flûte + Malibù cm. ø 100x32 - ø 45x48 - ø 45x58 + Ofelia madia bar + Toni

BABILONIADUE



**PANTONE 19-4305**  
Pirate Black



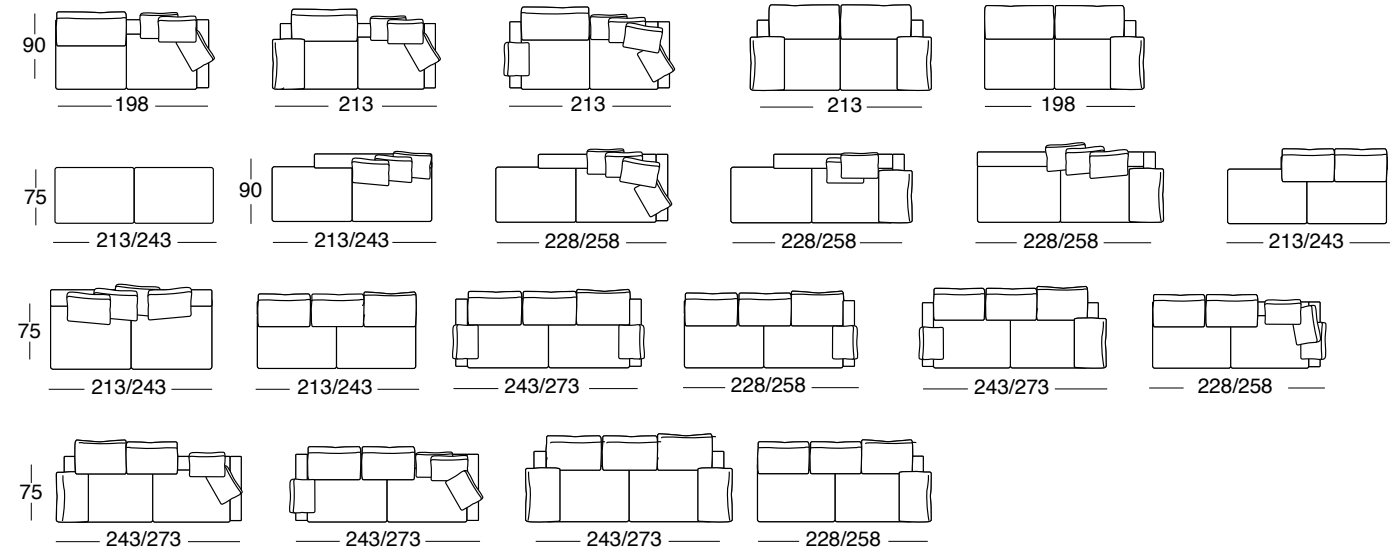
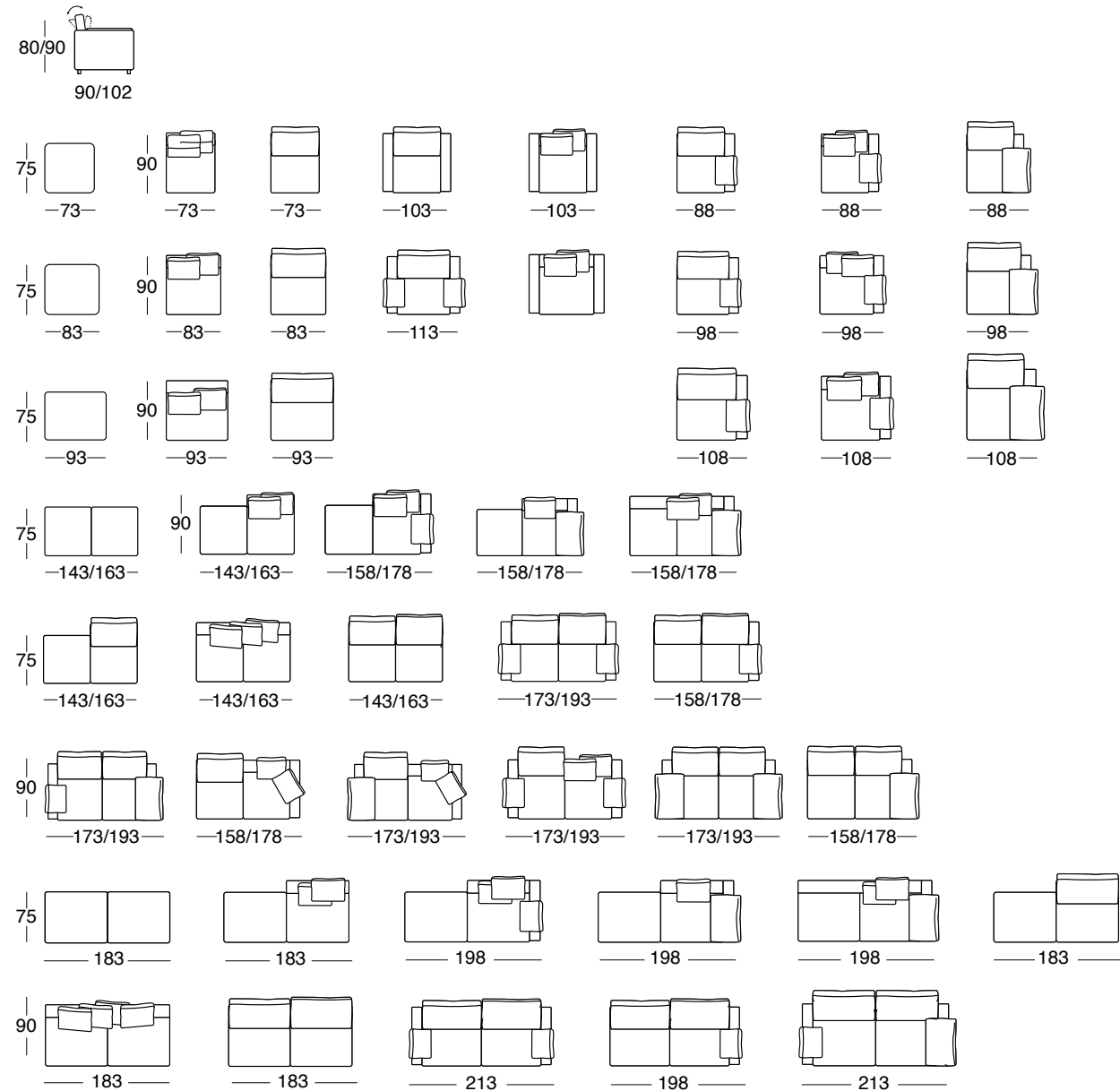


Flûte + Malibù cm. ø 100x32 - ø 45x48 - ø 45x58



Hotello libreria cm. 180x35x49

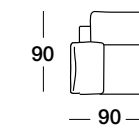
BABILONIADUE



Cuscino . Cushion



Angolo . Corner unit



Struttura portante in acciaio e parti perimetrali in legno imbottite in schiuma poliuretanic a quote differenziate e rivestite con tessuto protettivo accoppiato. Cuscini seduta in poliuretano espanso a quote differenziate e fibra poliestere termolegata, rivestiti con tela di cotone bianca. Cuscini schienale in piuma d'oca certificata e garantita rivestita con tela di cotone antipiuma di colore naturale e con inserto interno in poliuretano schiumato a stampo predisposto per l'alloggio del meccanismo. Il movimento del cuscino schienale avviene tramite due snodi in nylon, frizionati, indipendenti tra di loro e con garanzia assoluta di funzionalità nel tempo; progetto e brevetto Dema. I cuscini volanti sono in piuma d'oca certificata e garantita. I piedi hanno sezione quadrata e sono realizzati in alluminio spazzolato, completi di antiscivolo in materiale termoplastico neutro. Rivestimento in tessuto o pelle. Svestibilità completa.

Note: - Con il cuscino schienale completamente arretrato la profondità di Babiloniadue aumenta di circa 12 cm. e l'altezza diminuisce di circa 10 cm. Con l'uso la piattaforma della seduta assumerà un aspetto più morbido e vissuto. Quindi il presentarsi di una leggera ondulazione dell'abito, sia in tessuto che in pelle, è da considerarsi assolutamente normale.

Steel frame with edges in wood, padded in differentiated density of polyurethane foam and upholstered with matching protective fabric. Seat cushions in differentiated density of polyurethane foam and heat-bonded polyester fibre, covered with white cotton fabric. Back cushions in certified and guaranteed goose down, covered with natural coloured feather-proof cotton lining and with moulded polyurethane foam insert, ready for fitting the mechanism. The sofa back is moved by means of two nylon smoothly working joints, independent between them, with absolute guarantee of functionality throughout time; designed and patented by Dema. The loose cushions are in certified and guaranteed goose down. Stands are square and made in brushed aluminum, equipped with neutral thermoplastic anti-slip material. Upholstered in fabric or leather. With fully removable covers.

Note: - When the sofa back is fully reclined, the depth of Babiloniadue increases by approximately 12 cms, and the height decreases by approximately 10 cms. - With use the seating will become softer and more "lived-in"; therefore a slight wrinkling of the fabric or leather is perfectly normal.

# Le Foglie

Design  
C. SILVESTRIN



Le Foglie cm. 300 + Dade travertino







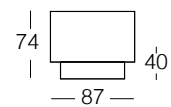
Le Foglie cm. 300



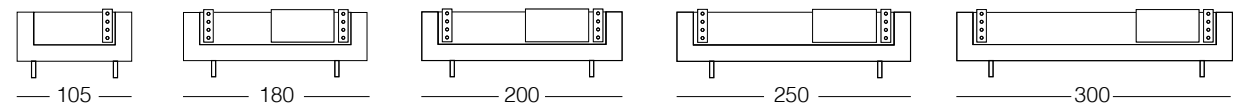
Le Foglie cm. 250



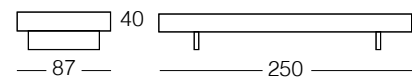
PANTONE  
5555



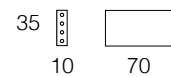
Divani . Sofas



Daybed



Cuscino . Cushion



Struttura in metallo verniciato, garantita 10 anni. Imbottitura in schiuma poliuretana a quote differenziate e rivestita in tessuto protettivo accoppiato. Cuscini volanti in poliuretano e dacron; bottoni in madreperla. Piedi in legno massello di frassino tinto noce; antiscivolo in materiale termoplastico neutro. Rivestimento in tessuto oppure pelle. Il progetto privilegia colori e materiali naturali come il cotone, il lino, la canapa, la lana. Svestibilità totale. Con l'uso la piattaforma della seduta assumerà un aspetto più morbido e vissuto. Quindi il presentarsi di una leggera ondulazione dell'abito è da considerare assolutamente normale.

Frame in painted metal, guaranteed for 10 years. Polyurethane foam padding in different densities, upholstered with a two-layer protective fabric. Loose cushions in polyurethane and dacron; mother-of-pearl buttons. Feet in solid ash in a walnut stain; neutral thermoplastic non-slip glides. Upholstered in fabric or leather.

For this project, natural colours and materials such as cotton, linen, hemp, and wool have been used. Fully removable covers. With use the seating will become softer and more "lived-in"; therefore a slight wrinkling of the covering is perfectly normal.

# Skyline

Design  
R. TAPINASSI\_M. MANZONI



Skyline cm. 290x90 + Malibù cm. ø 100x32 + Cubo luce alabastro cm. 24x12x25



Skyline cm. 265x365 + Skyline pouff cm. 160x90 + Skyline relax dx-sx cm. 200x150 + Hotello libreria, contenitore cuoio + Malibù cm. ø 100x32 - ø 45x48 - ø 45x58 + Linus

SKYLINE



Malibù cm. ø 45x48 - ø 45x58



Malibù cm. ø 100x32 + Skyline relax sx-dx cm. 200x150 + Hotello libreria

SKYLINE



Skyline cm. 290x90 + Skyline poltrona cm. 80x85 + Linus + Ofelia media + Edgar tavolini cm. ø 70x40 - ø 45x58 - ø 45x48 + Edgar piantana

SKYLINE





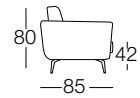
Malibù cm. ø 100x32 + Yuki + Skyline poltrona cm. 80x85

SKYLINE

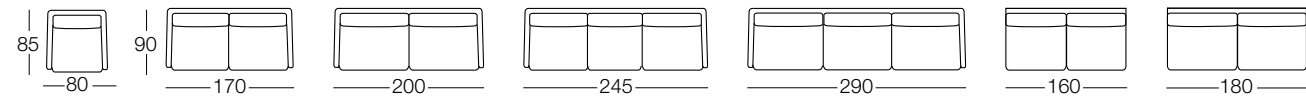
UNA DECISA AFFERMAZIONE DI GUSTO  
A decisive statement of taste



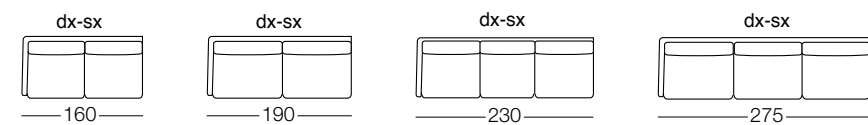
Skyline cm. 265x90 + Edgar tavolini cm. ø 70x40 - ø 45x58 - ø 45x48 + Edgar piantana



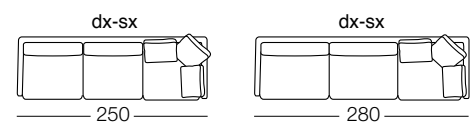
Divani . Sofas



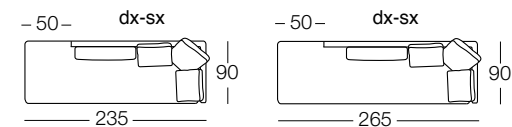
Terminali sx-dx . lh-rh end units



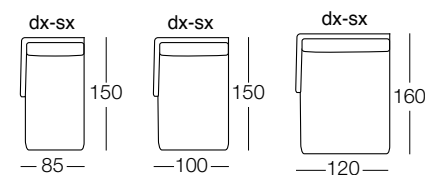
Divano angolare . Corner sofa



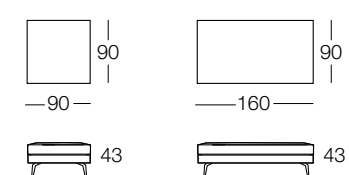
Penisola angolare . Corner island



Relax sx-dx . lh-rh chaise longues



Pouff . Pouffe



Struttura in metallo verniciato, garantito 10 anni. Piedi a vista tagliati a laser e verniciati marrone scuro RAL 8022 (a richiesta in nickel nero, con supplemento di prezzo). Imbottitura in poliuretano espanso a quote differenziate, rivestita in fibra acrilica accoppiata. Cuscini seduta e schienale in piuma d'oca con inserto in poliuretano. Tutti gli elementi sono completamente svestibili.

Frame in painted metal, guaranteed for 10 years. Laser-cut visible feet, painted in dark brown RAL 8022 (in black nickel on request, with price supplement). Multidensity polyurethane foam padding covered in bonded acrylic fibre. Seat and back cushions in goose down with internal support in polyurethane foam. The covers are fully removable.

# Modulor

Design  
R. TAPINASSI\_M. MANZONI







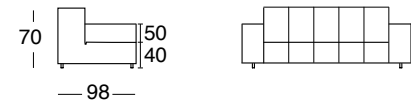


Modulor cm. 398x190 + Malibù cm. ø 45x58

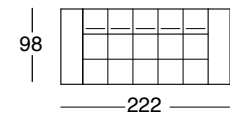
MODULOR



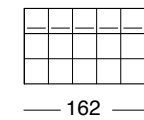
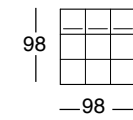




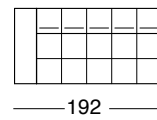
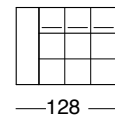
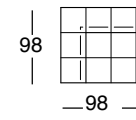
Divani . Sofas



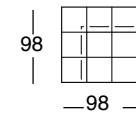
Centrali . Central units



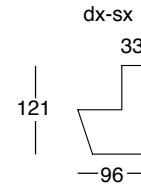
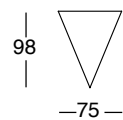
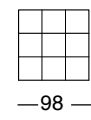
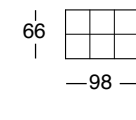
Terminali sx-dx . lh-rh end units



Angolo . Corner unit



Pouff . Pouf



La struttura è in acciaio, imbottita in schiuma poliuretanic a quote differenziate e rivestita con tessuto protettivo accoppiato. Le sedute e gli schienali sono integrati nella struttura e sono realizzati a stampo in poliuretano espanso a quote differenziate e fibra termolegata, rivestiti in tela di cotone bianco. Piedi: in metallo verniciato con polveri epossidiche di colore cromo metallizzato e completi di antiscivoli in materiale termoplastico neutro. Rivestimento: in tessuto o pelle. Svestibilità: totale.

Steel structure, padded with different densities of polyurethane foam and covered with a matching protective fabric. Seat and back cushions are integrated in the structure and made of differentiated densities of moulded polyurethane foam and heat-bonded fibre, covered with white cotton fabric. Feet: chromed epoxy powders painted metal; complete with neutral thermoplastic non-slip end elements. Upholstery: fabric or leather. With fully removable cover.

# Veliero

Design  
G. GUALTIEROTTI



Veliero cm. 300 + Quadro



Veliero cm. 330x110/137 + Veliero pouff cm. 170x110 + Malibù cm. ø 100x32 + Deck cm. 43x45x48 + Dacia + Edgar tavolini cm. ø 70x40 - ø 45x58 - ø 45x48 + Dada + Ofelia madia bar

VELIERO



Dada + Toni + Malibù cm. ø 45x48 - ø 45x58

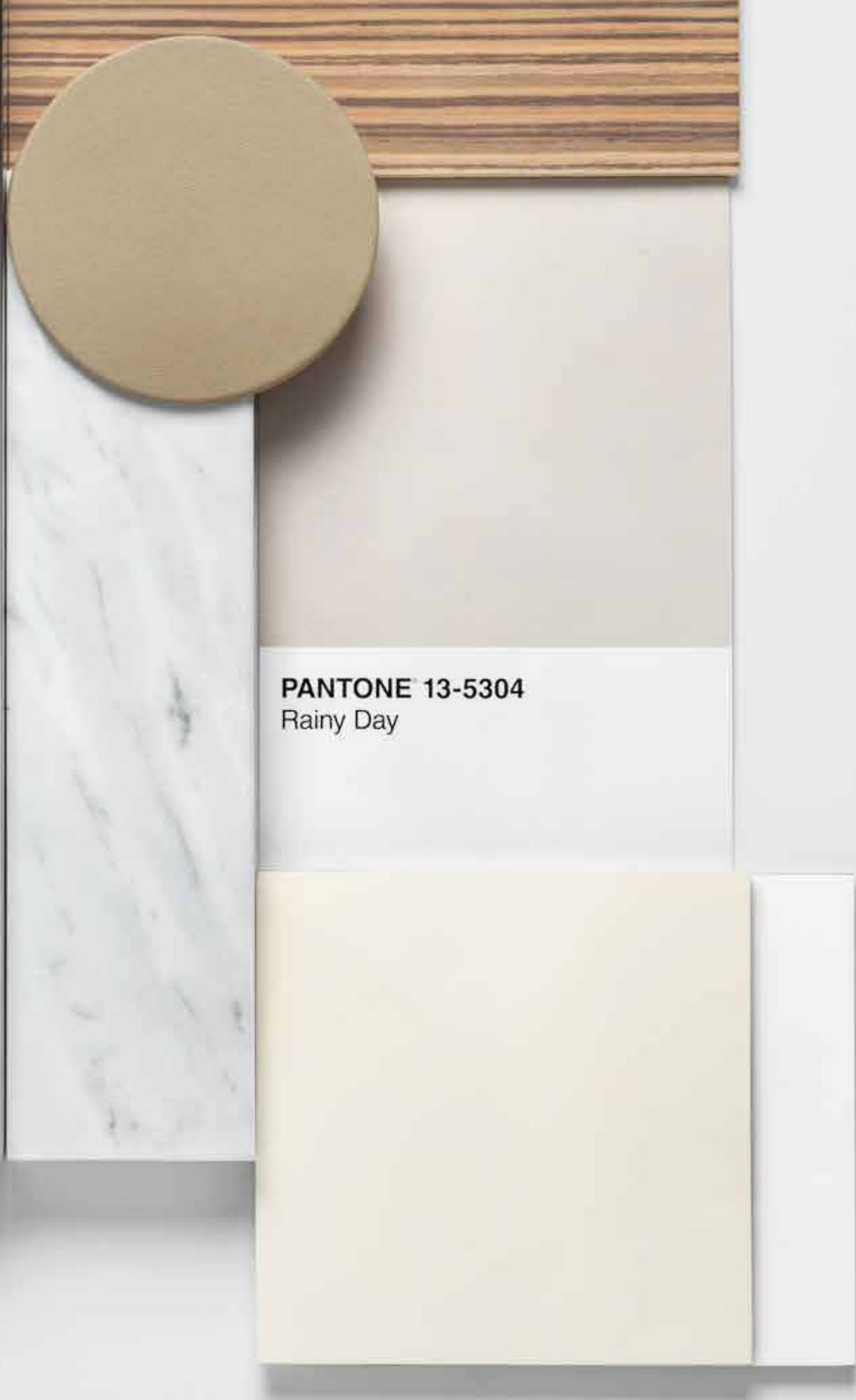
L'ELEGANZA AL CENTRO DI OGNI NOSTRA REALIZZAZIONE  
Elegance at the heart of all our production

VELIERO



Veliero cm. 300x300 + Ofelia madia bar + Deck cm. 90x35x48 + Dude Emperador cm. 100x100x12  
+ Modulor pouff + Valentina cm. 75x84x108 + Valentina pouff cm. 62x58x38 + Linus + Hotello ibreria, contenitori cuoio

VELIERO



**PANTONE 13-5304**  
Rainy Day



Veliero cm. 300x300 + Duda Emperador cm. 100x100x12



Ofelia madia bar + Deck cm. 90x35x48

VELIERO



Veliero cm. 300




Veliero cm. 300x280 + Hotello libreria + Edgar tavolini cm. ø 70x40 - ø 45x58 - ø 45x48 + Valentina cm. 75x84x103 + Ofelia madia bar + Edgar piantana

VELIERO



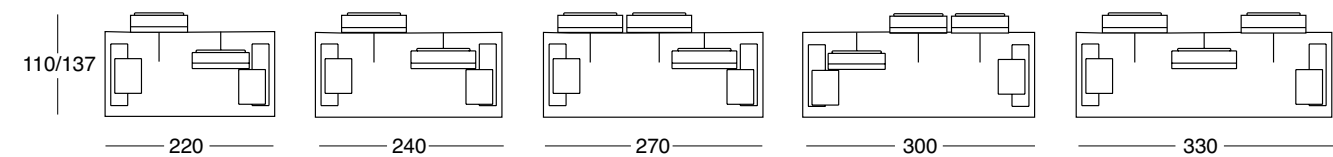


Valentina cm. 75x84x103 + Edgar tavolini cm. ø 45x48 + Linus + Edgar piantana

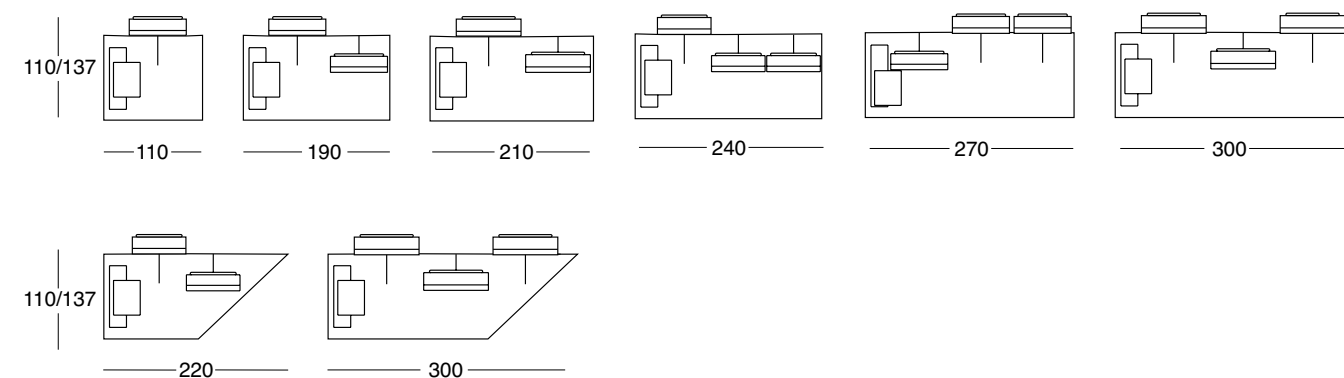




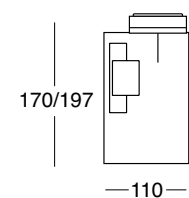
Divani . Sofas



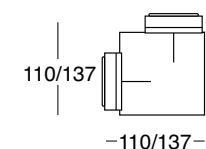
Terminali sx-dx . lh-rh end units



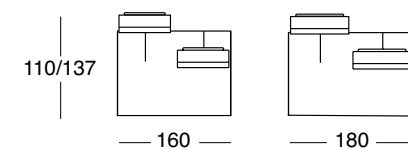
Relax sx-dx . lh-rh chaise longues



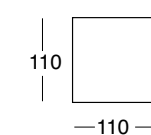
Angolo . Corner unit



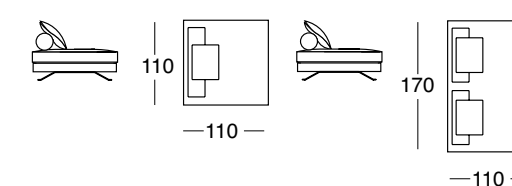
Centrali . Central units



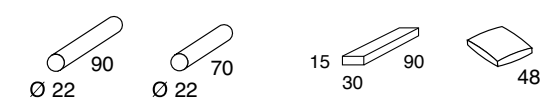
Pouff . Pouffe



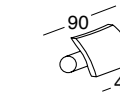
Pouff terminale . End pouffe



Cuscini . Cushions



Bracciolo . Armrest



Bracciolo cilindrico  
Cylinder-shaped armrest



Bracciolo rettangolare  
Rectangular armrest

Collezione di imbottiti con assetto variabile. Un meccanismo brevettato permette di spostare in avanti e/o indietro lo schienale, consentendo un uso diversificato della seduta. Da una posizione relax, con un semplice gesto, si può passare ad una seduta da conversazione. Struttura interna in metallo verniciato, garantita 10 anni. Imbottitura in poliuretano espanso a quote differenziate, rivestita in fibra acrilica accoppiata. Cuscini seduta in piuma d'oca con inserto di poliuretano. Cuscini schienale in piuma d'oca canalizzata. Movimento su leve di acciaio inox. Appoggi a terra in acciaio cromato. Il bracciolo cilindrico, costruito in poliuretano espanso, coperto da una soffice falda di piuma, contiene al suo interno una serie di sfere nichelate che consentono allo stesso di rimanere stabile e fisso in qualunque posizione lo si collochi. Tutti gli elementi sono completamente svestibili.

Collection of multi-position padded furniture. Thanks to its patented mechanism, the backrest can move forwards and/or backwards so the seat can be used for different purposes. It can go from a lounging to a conversation position with just a simple action. Painted metal internal structure, guaranteed for 10 years. Multidensity polyurethane foam covered in bonded acrylic fibre. Seat cushions with goose down filling and polyurethane insert. Backrest cushions in goose down in channelled goose down. Movement on stainless steel levers. Chrome-plated steel feet. The cylindrical armrest is made of polyurethane foam, covered by a soft layer of feathers, and has a series of nickel-plated spheres inside to remain stable in any position. The covers can be removed from all pieces.

# Rataplan

Design  
R. TAPINASSI



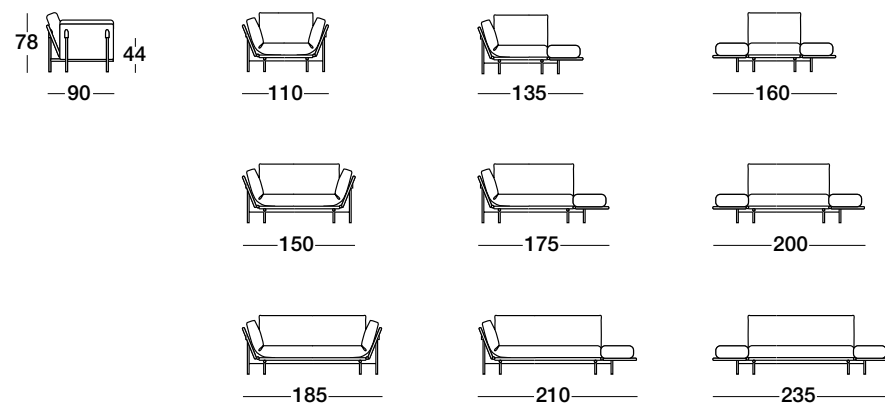
Rataplan cm. 185





Rataplan cm. 185

RATAPLAN



La struttura portante è in acciaio con finitura cromata. La pannellatura è realizzata a stampo in poliuretano integrale. Il cuscino seduta e schienale sono in poliuretano espanso a quote differenziate e fibra poliestere termolegata e rivestiti con tela di cotone bianca. Il rivestimento può essere in tessuto o pelle e la svestibilità è completa. La possibilità di ribaltare il bracciolo avviene tramite un semplice meccanismo in nylon caricato a vetro progettato e brevettato da Dema. Garanzia assoluta di funzionalità nel tempo.

Main structure in chromed steel. Moulded panels in integral polyurethane. Seat and back cushions are in differentiated density of polyurethane foam and heat-bonded polyester fibre, covered with a white cotton fabric. The fully removable covers can be in fabric or leather.

A nylon reinforced with glass joint allows to recline the armrest. This Dema patent guarantees the functionality throughout time.

# Newport

Design  
R. TAPINASSI\_M. MANZONI





Newport cm. 293x200 + Miami + Ofelia credenza + Hotello libreria + Malibu tavolini cm. ø 100x32 - ø 45x58 + Deck cm. 43x45x48

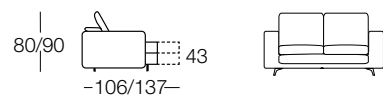
NEWPORT



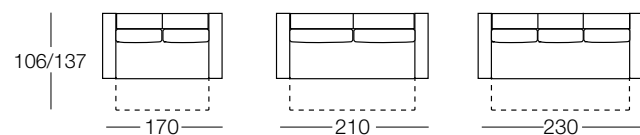


Newport cm. 230

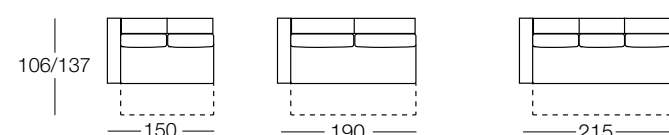




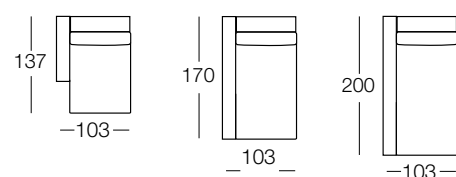
Divani . Sofas



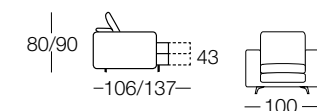
Terminali sx-dx . lh-rh end units



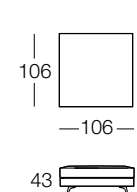
Relax sx-dx . lh-rh chaise longues



Poltrona . Armchair



Pouff . Pouffe



Tutti gli elementi della collezione possono essere associati a due caratterizzanti meccanismi che ne garantiscono l'assoluta variazione del "sistema comfort". Il primo permette la variazione dell'altezza d'appoggio dei cuscini schienale, ruotando le mensole posteriori in posizione verticale o orizzontale, grazie ad un inedito ed esclusivo meccanismo brevettato. Il secondo interessa la seduta alla quale viene consentito uno scorrimento in avanti aumentando così la profondità utilizzabile e permettendo una completa distensione del corpo. Le strutture sono in metallo e garantite 10 anni. I piedini sono in acciaio satinato. Le imbottiture della seduta sono in poliuretano espanso a densità differenziata, con trapunta in piuma, e i cuscini dello schienale in piuma d'oca canalizzata. Tutti gli elementi sono completamente svestibili.

All pieces in the collection may be associated with two special mechanisms that guarantee an absolute variation of the "comfort system". The first allows height variation of the back cushions via rotation of the rear brackets to a vertical or horizontal position, thanks to an innovative, exclusive patented mechanism. The second involves the seat, which may be slid forwards, thus increasing the usable depth and letting the body stretch out completely. All the structures are in metal and guaranteed for 10 years. Satin finish steel feet. Seat padding in polyurethane foam in different densities with quilted layer of goose down, back cushions in goose down in baffle channels. The covers can be removed from all pieces.



# Ottomanne

Design  
M. AGNOLI





Ottomane cm. 215 + Ofelia madia + Malibu tavolini cm. ø 100x32 - ø 45x58 - ø 45x48  
+ Edgar tavolini cm. ø 70x40 - ø 45x58 - ø 45x48 + Betty + Toni + Modulor pouff cm. 98x98 + Deck cm. 43x45x48

OTTOMANNE



Betty + Cubic cm. ø 112x32 - ø 62x32 + Dacia

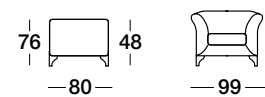


Malibù consolle cm. 114x37x73 - 114x37x51 + Cubo + Yuki

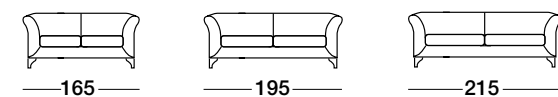


Ottomanne cm. 215, cm. 165 + Hotello libreria + Betty + Cubic cm. ø 112x32  
+ Yuki + Malibù consolle cm. 114x37x73 + Cubo

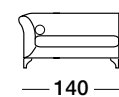
OTTOMANNE



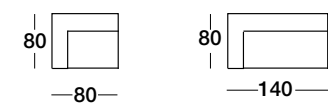
Divani . Sofas



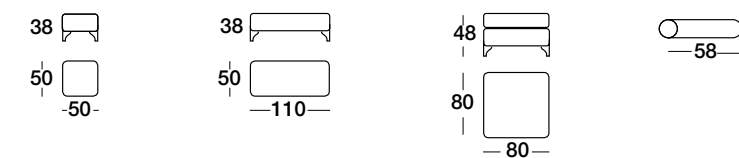
Dormeuse sx-dx . lh-rh dormeuse



Terminali sx-dx . lh-rh end units



Pouff . Pouffe



La struttura è in acciaio imbottita in schiuma poliuretano a quote differenziate e rivestita con tessuto protettivo accoppiato. I cuscini seduta sono realizzati in poliuretano espanso a quote differenziate e fibra poliestere termolegata e rivestiti con tela di cotone bianca. I piedi sono in massello di faggio tinto color noce o seppia, completi di antiscivolo in materiale termoplastico neutro. Il rivestimento può essere in tessuto o pelle e la svestibilità è completa.

The structure is in steel padded with differentiated density of polyurethane foam and covered with a matching protective fabric. The seat cushions are in differentiated density of polyurethane foam and thermo-bonded polyester fibre, covered with a white cotton lining. The feet are in beech wood in a walnut and sepia stain, complete with non-slip pads in clear thermoplastic. The fully removable covers can be in fabric or leather.





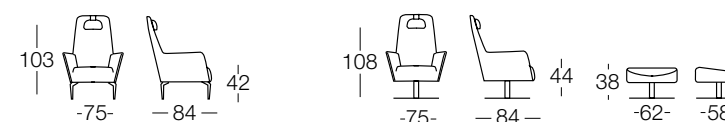
# Complementi

ACCESSORIES





Valentina cm. 75x84x103

Valentina cm. 75x84x108  
Valentina pouf cm. 62x58x38**Struttura:**

in acciaio imbottita con schiuma poliuretana stampata e rivestita con tessuto protettivo accoppiato.

**Piedi:**

basamento girevole o fisso in metallo tagliato a laser completo di antiscivolo in materiale termoplastico stampato.

**Finiture:**

cromo o nickel nero.

**Rivestimento:**

tessuto o pelle con fettuccia a contrasto.

**Svestibilità:**

totale.

**Frame:**

in steel with embossed polyurethane foam padding upholstered with protective bonded fabric.

**Feet:**

swivel or fixed laser-cut metal base with embossed thermoplastic non-slip underside.

**Finishes:**

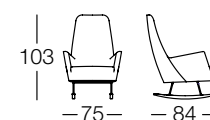
in chrome or black nickel.

**Cover:**

in fabric or leather with contrasting ribbon.

**Fully removable**

Valentina cm. 75x84x103

**Struttura:**

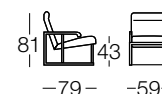
in acciaio e dondolo in frassino tinto seppia, ruggine o noce  
Imbottita con schiuma poliuretana stampata e rivestita con tessuto protettivo accoppiato.

**Frame:**

in steel and rockers in seppia, rust or walnut dyed ash.  
Padded with moulded polyurethane foam and covered with a matching protective fabric.



Dada cm. 59x79x81

**Struttura:**

in metallo con finitura cromo, nickel nero o color oro.

**Cuscini seduta:**

in poliuretano espanso a quote differenziate.

**Rivestimento:**

tessuto o pelle.

**Svestibilità:**

totale.

**Frame:**

in metal with chrome, black nickel or gold colour finish.

**Seat cushions:**

multidensity polyurethane foam.

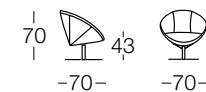
**Cover:**

in fabric or leather.

**Fully removable.**



Boule cm. 70x70x70

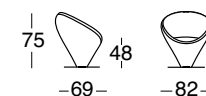


**Struttura:**  
in metallo.  
**Piedi:**  
basamento girevole in trafilato di acciaio cromato.  
**Imbottitura:**  
in poliuretano espanso.  
**Rivestimento:**  
in tessuto o pelle.  
**Svestibilità:**  
totale.

**Frame:**  
in metal.  
**Base:**  
swivel base in drawn chrome-plated steel.  
**Padding:**  
polyurethane foam.  
**Cover:**  
fabric or leather.  
**Fully removable.**



Flûte cm. 69x82x75

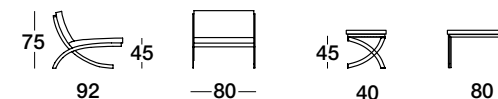


**Struttura:**  
in metallo.  
**Piedi:**  
basamento girevole in trafilato di acciaio cromato.  
**Imbottitura:**  
in poliuretano espanso.  
**Rivestimento:**  
in tessuto o pelle.  
**Svestibilità:**  
totale.

**Frame:**  
in metal.  
**Base:**  
swivel base in drawn chrome-plated steel.  
**Padding:**  
polyurethane foam.  
**Cover:**  
fabric or leather.  
**Fully removable.**



Miami cm. 92x80x75 Pouff cm. 40x80x45




**Struttura:**  
in metallo cromato, supporto seduta in cinghie di cuoio nei colori di gamma.  
**Imbottitura:**  
cuscino di seduta e schienale in piuma d'oca certificata e garantita con inserto in poliuretano espanso.  
**Rivestimento:**  
in tessuto o pelle.  
**Svestibilità:**  
totale.

**Struttura:**  
in chrome-plated metal, seat support in leather bands in the available colour range.  
**Imbottitura:**  
seat cushion and backrest in certified and guaranteed goose down with polyurethane foam insert.  
**Rivestimento:**  
fabric or leather.  
**Svestibilità:**  
totale.



Lips cm. 95x72x71



**Struttura:**  
in acciaio inox satinato completa di antiscivoli in materiale termoplastico neutro.  
Scocca curvata in multistrati impiallacciata in legno zebrano con verniciatura anti-ingiallente al naturale e leggermente sbiancato oppure laccato lucido calce, creta, nero.

**Imbottitura:**  
in poliuretano espanso.

**Rivestimento:**  
pelle.

**Svestibilità:**  
il rivestimento è fisso e non svestibile.

**Frame:**  
satin stainless steel, complete with neutral thermoplastic non-slip feet.  
Frame in curved multi-ply with zebrano wood veneer treated with non-yellowing varnish or gloss lacquered in mortar, clay or black.

**Padding:**  
polyurethane foam.

**Cover:**  
leather.

**Covers:**  
covers are fixed and cannot be removed.



Medium Lips cm. 95x82x77



**Struttura:**  
struttura portante girevole in acciaio inox satinato completa di antiscivoli in materiale termoplastico neutro.  
Scocca curvata in multistrati impiallacciata in legno zebrano con verniciatura anti-ingiallente al naturale oppure laccato lucido calce, creta, nero.

**Imbottitura:**  
in poliuretano espanso.

**Rivestimento:**  
pelle.

**Svestibilità:**  
il rivestimento è fisso e non svestibile.

**Frame:**  
swivel support frame in stainless steel, complete with neutral thermoplastic non-slip feet.  
Curved shell in multi-ply veneered in zebrano wood, with natural anti-yellowing coating or gloss lacquered in mortar, clay or black.

**Padding:**  
polyurethane foam.

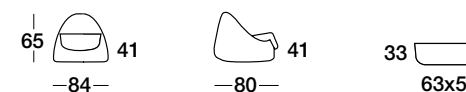
**Cover:**  
leather.

**Covers:**  
covers are fixed and cannot be removed.



Cuccia cm. 84x80x65

pouff cm. 63x56x33



**Struttura:**  
realizzata completamente con schiuma poliuretana stampata senza inserto interno e con una base in legno multistrato; il tutto è rivestito con tessuto protettivo accoppiato. Il cuscino seduta è anch'esso in schiuma poliuretana stampata e rivestito con tessuto protettivo.

**Piedi:**  
stampati in materiale termoplastico di colore argento e completi di antiscivoli.

**Imbottitura:**  
schiuma poliuretana stampata.

**Rivestimento:**  
in tessuto o pelle.

**Svestibilità:**  
totale.

**Frame:**  
made 100% in moulded polyurethane foam without inserts and with a multi-ply wood base; fully covered with bonded protective fabric. The seat cushion is also in moulded polyurethane foam covered with protective fabric.

**Legs:**  
moulded in silver coloured thermoplastic and complete with non-slip feet.

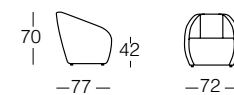
**Padding:**  
moulded polyurethane foam.

**Cover:**  
fabric or leather.

**Fully removable.**



Arnold cm. 72x77x70

**Struttura:**

in metallo imbottita con schiuma poliuretana stampata e rivestita con tessuto protettivo accoppiato.

**Piedi:**

I piedi sono stampati in materiale termoplastico di colore argento e completi di antiscivolo.

**Rivestimento:**

tessuto o pelle.

**Svestibilità:**

totale.

**Frame:**

in metal, padded with moulded polyurethane foam and covered with bonded protective fabric.

**Feet:**

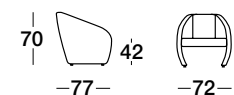
the legs are moulded in silver coloured thermoplastic, complete with non-slip feet.

**Cover:**

fabric or leather.

**Fully removable**

Betty cm. 72x77x70

**Struttura:**

in metallo imbottita con schiuma poliuretana stampata e rivestita con tessuto protettivo accoppiato.

**Piedi:**

I piedi sono stampati in materiale termoplastico di colore argento e completi di antiscivolo.

**Rivestimento:**

tessuto o pelle.

**Svestibilità:**

totale.

**Frame:**

in metal, padded with moulded polyurethane foam and covered with bonded protective fabric.

**Feet:**

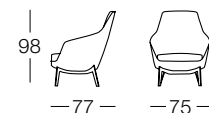
the legs are moulded in silver coloured thermoplastic, complete with non-slip feet.

**Cover:**

fabric or leather.

**Fully removable**

Corinna cm. 75x77x98

**Struttura:**

in metallo annegato in schiuma poliuretana e rivestita con tessuto protettivo accoppiato.

**Piedi:**

in metallo con antiscivolo in materiale termoplastico stampato.

**Rivestimento:**

in pelle o tessuto.

**Svestibilità:**

totale.

**Finiture:**

verniciato marrone scuro (RAL 8022)

**Frame:**

in metal embedded in polyurethane foam and covered with bonded protective fabric.

**Feet:**

in metal with non-slip feet in moulded thermoplastic.

**Removable covers:**

fully.

**Finishes:**

dark brown painted (RAL 8022)

R. SPENCER DESIGN



Simple cm. ø 50x40



**Struttura:**  
in poliuretano espanso ad alta densità con supporto di base in multistrati di betulla, completo di antiscivoli in materiale termoplastico neutro.  
**Rivestimento:**  
tessuto o pelle.  
**Svestibilità:**  
totale.

**Frame:**  
high-density polyurethane foam with birch multi-ply support, with neutral thermoplastic non-slip feet.  
**Cover:**  
fabric or leather.  
**Fully removable.**

R. SPENCER DESIGN



Cubo cm. 38x38x38



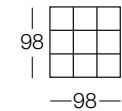
**Struttura:**  
in poliuretano espanso ad alta densità con supporto in multistrato di betulla e completo di piedini antiscivolo in materiale stampato termoplastico neutro.  
**Rivestimento:**  
tessuto o pelle.  
**Svestibilità:**  
totale.

**Frame:**  
high density polyurethane foam with birch multi-ply support and neutral moulded thermoplastic non-slip feet.  
**Cover:**  
fabric or leather.  
**Fully removable.**

R. TAPINASSI\_M. MANZONI DESIGN



Modulor pouff cm. 98x98x40



**Struttura:**  
in acciaio, imbottita in schiuma poliuretanic stampata e rivestita con tessuto protettivo accoppiato.  
**Piedi:**  
in metallo verniciato con polveri epossidiche di colore cromo metallizzato e completi di antiscivoli in materiale termoplastico neutro.  
**Rivestimento:**  
in tessuto o pelle.  
**Svestibilità:**  
totale.

**Frame:**  
in steel, padded with moulded polyurethane foam and covered with bonded protective fabric.  
**Feet:**  
in metal with epoxy powder lacquering in metallic chrome; complete with neutral thermoplastic non-slip end elements.  
**Cover:**  
fabric or leather.  
**Fully removable.**

M. L. DAINELLI DESIGN



Manhattan panchetta cm. 120x60x38



Manhattan panchetta cm. 72x72x38



**Struttura:**  
in acciaio cromato.  
**Cuscini seduta:**  
in poliuretano espanso con supporto in multistrati di legno.  
**Rivestimento:**  
tessuto o pelle.  
**Svestibilità:**  
totale.

**Frame:**  
chromed steel.  
**Seat cushions:**  
polyurethane foam with multi-ply support.  
**Cover:**  
fabric or leather.  
**Fully removable.**



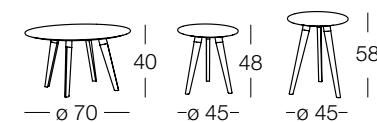
Edgar cm. ø 70x40  
Edgar cm. ø 45x48  
Edgar cm. ø 45x58



Edgar cm. ø 70x40  
Edgar cm. ø 45x48  
Edgar cm. ø 45x58



Edgar cm. ø 70x40  
Edgar cm. ø 45x48  
Edgar cm. ø 45x58



**Struttura:**  
in metallo laccato marrone scuro (RAL 8022).  
**Gambe:**  
in frassino tinto seppia, ruggine e noce.  
**Piani:**  
in marmo emperador dark, nero marquinia, bianco carrara o travertino,  
in legno rivestito in cuoio nei colori di gamma, oppure in multistrato di betulla  
impiallacciato frassino tinto seppia, ruggine e noce.


**Frame:**  
in metal, lacquered dark brown (RAL 8022).  
**Legs:**  
in sepia, rust or walnut dyed ash.  
**Tops:**  
in Emperador Dark, Marquinia Black, Carrara White or travertine marble,  
in wood covered in leather in the available colour range, or in birch multi-ply with sepia,  
rust or walnut dyed ash veneer.



Edgar cm. 130x45x58



Edgar cm. 130x45x41



**Struttura:**  
in metallo laccato marrone scuro (RAL 8022).  
**Gambe:**  
in frassino tinto seppia, ruggine e noce.  
**Piani:**  
in marmo emperador dark, nero marquinia, bianco carrara o travertino oppure  
in multistrato di betulla impiallacciato frassino tinto seppia, ruggine e noce.

**Frame:**  
in metal, lacquered dark brown (RAL 8022).  
**Legs:**  
in sepia, rust or walnut dyed ash.  
**Tops:**  
in Emperador Dark, Marquinia Black, Carrara White or travertine marble,  
or in birch multi-ply with ash veneer and sepia, rust or walnut dye.



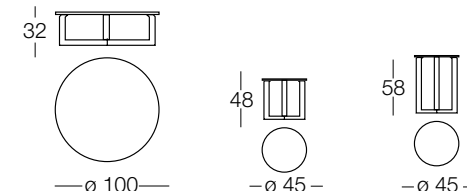
Malibù cm. ø 100x32  
Malibù cm. ø 45x48  
Malibù cm. ø 45x58



Malibù cm. ø 100x32  
Malibù cm. ø 45x48  
Malibù cm. ø 45x58



Malibù cm. ø 100x32  
Malibù cm. ø 45x48  
Malibù cm. ø 45x58



**Struttura:**  
in metallo tagliato a laser completa di antiscivolo in materiale termoplastico stampato.  
**Piani:**  
in marmo emperador dark, nero marquinia, bianco carrara o travertino,  
in legno rivestito in cuoio nei colori di gamma, oppure in multistrato di betulla  
impiallacciato frassino tinto seppia, ruggine e noce.  
**Finiture:**  
cromo, nickel nero o color oro.

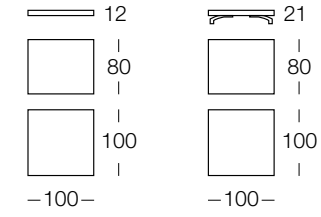
**Frame:**  
in laser-cut metal with embossed thermoplastic non-slip underside.  
**Tops:**  
in Emperador Dark, Marquinia Black, Carrara White or travertine marble, in wood  
covered in leather in the available colour range, or in birch multi-ply with sepia,  
rust or walnut dyed ash veneer.  
**Finish:**  
chrome, black nickel or gold colour.



Dude Emperador cm. 100x100/80x12/21



Dude Cuoio cm. 100x100/80x12/21



**Struttura:**  
scatolare in multistrato.  
**Piani:**  
in marmo emperador dark, nero marquinia, bianco carrara, travertino,  
oppure cuoio nei colori di gamma.  
**Piedi:**  
in alluminio lucido oppure in materiale plastico.

**Frame:**  
box-like frame in plywood.  
**Tops:**  
in Emperador Dark, Marquinia Black, Carrara White or travertine marble,  
or in leather in the available colour range.  
**Feet:**  
shiny aluminium or plastic.



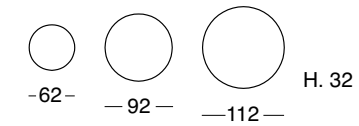
Cubic cm. ø 112x32



Cubic cm. ø 92x32



Cubic cm. ø 62x32



**Struttura:**  
in metallo, imbottita in poliuretano espanso a quote differenziate.  
**Piani:**  
in marmo emperador dark, nero marquinia, bianco carrara, travertino,  
oppure in frasino tinto seppia, ruggine e noce.  
**Rivestimento:**  
tessuto o pelle.  
**Svestibilità:**  
totale.

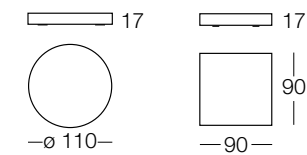
**Frame:**  
in metal, with multi-density polyurethane foam padding.  
**Seat cushions:**  
in Emperador Dark, Marquinia Black, Carrara White or travertine marble,  
or in sepia, rust or walnut dyed ash.  
**Cover:**  
fabric or leather.  
**Fully removable.**



Round cm. ø 110x17



Kuadro cm. 90x90x17



**Struttura:**  
MDF.  
**Finiture:**  
laccato lucido nei colori in gamma.

**Frame:**  
MDF.  
**Finishes:**  
gloss lacquered in a range of colours.



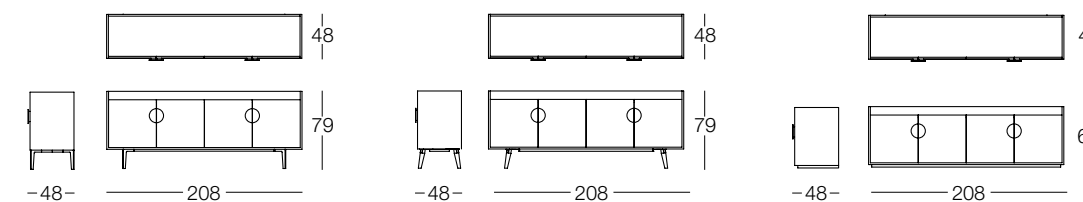
Ofelia credenza cm. 208x48x79



Ofelia credenza cm. 208x48x79



Ofelia credenza bassa cm. 208x48x65



Contenitore a due ante a libro con ripiano a giorno, ripiani interni spostabili.  
**Struttura e ripiani:** fibra di legno MDF (spessore 19 mm) poliesterati e laccati lucidi.  
**Cerniere:** "Bluemotion" con ammortizzatore integrato.  
**Maniglia:** acciaio con finitura galvanica oro, nikel nero e cromo.  
**Piedi:** in acciaio oppure in legno verniciato marrone scuro (RAL 8022) con antiscivolo.

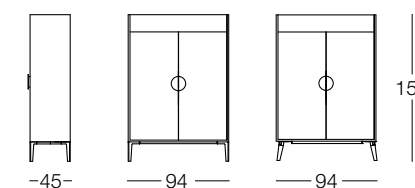
Container with two folding doors and open shelving, internal shelves repositionable.  
**Frame and shelves:** in MDF (19 mm thickness), polyester coated and gloss lacquered.  
**Hinges:** "Bluemotion" with integrated soft-close mechanism.  
**Handle:** steel with gold, black nickel and chrome electroplated finish.  
**Feet:** in steel or dark brown painted wood (RAL 8022) with non-slip feet.



Ofelia madia cm. 94x45x151



Ofelia madia cm. 94x45x151



Contenitore a due ante a libro con ripiano a giorno, ripiani interni spostabili.  
**Struttura e ripiani:** fibra di legno MDF (spessore 19 mm) poliesterati e laccati lucidi.  
**Cerniere:** "Bluemotion" con ammortizzatore integrato.  
**Maniglia:** acciaio con finitura galvanica oro, nikel nero e cromo.  
**Piedi:** in acciaio oppure in legno verniciato marrone scuro (RAL 8022) con antiscivolo.

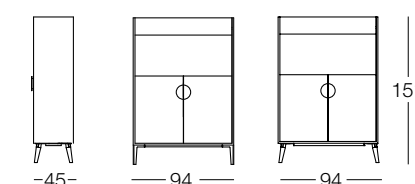
Container with two folding doors and open shelving, internal shelves repositionable.  
**Frame and shelves:** in MDF (19 mm thickness), polyester coated and gloss lacquered.  
**Hinges:** "Bluemotion" with integrated soft-close mechanism.  
**Handle:** steel with gold, black nickel and chrome electroplated finish.  
**Feet:** in steel or dark brown painted wood (RAL 8022) with non-slip feet.



Ofelia madia bar cm. 94x45x151



Ofelia madia bar cm. 94x45x151



Contenitore a due ante a libro con ripiano a giorno e anta a ribalta, ripiani interni spostabili, all'interno dell'anta a ribalta ripiano in vetro e fondo a specchio.  
**Struttura e ripiani:** fibra di legno MDF (spessore 19 mm) poliesterati e laccati lucidi.  
**Cerniere:** "Bluemotion" con ammortizzatore integrato.  
**Cerniera dell'anta a ribalta:** con meccanismo a chiusura assistita.  
**Maniglia:** acciaio con finitura galvanica oro, nikel nero, e cromo.  
**Piedi:** in acciaio oppure in legno verniciato marrone scuro (RAL 8022) con antiscivolo.

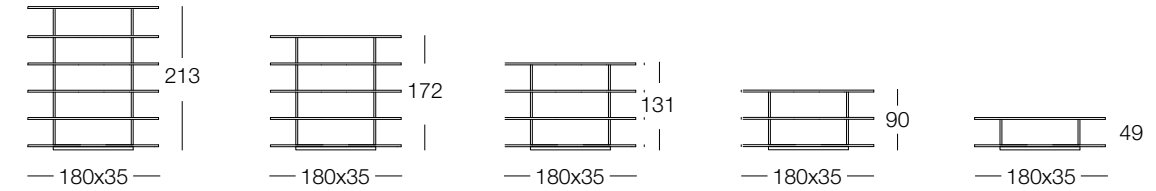
2-door container unit with open shelving and drop-down door, internal shelves repositionable, glass shelf and mirrored back panel behind the drop-down door.  
**Frame and shelves:** in MDF (19 mm thickness) polyester coated and gloss lacquered.  
**Hinges:** "Bluemotion" with integrated soft-close mechanism.  
**Hinges on drop-down door:** with power-assisted closing mechanism.  
**Handle:** steel with gold, black nickel and chrome electroplated finish.  
**Feet:** in steel or dark brown painted wood (RAL 8022) with non-slip feet.



C. BIMBI DESIGN



Hotello cm. 180x35x213



**Montanti:**  
in acciaio satinato o metallo con finitura galvanica nickel nero o cromo.  
**Mensole:**  
in legno tamburato da 50 mm esterno poliesterate e laccate lucide nei colori di gamma.

**Vertical supports:**  
in satin-finish steel or metal with black nickel-plated or chrome-plated finish.  
**Shelves:**  
in 50mm hollowcore wood, exterior polyester-coated and gloss lacquered in the available colour range.

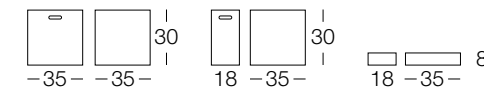
C. BIMBI DESIGN



Hotello contenitore cuoio cm. 35x30x35

Hotello contenitore cuoio cm. 18x30x35

Hotello contenitore cuoio cm. 18x30x8



Contenitori in cuoio con supporto interno in lamiera per libreria "Hotello".

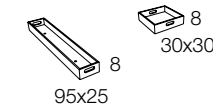
Container units in leather with internal support bracket for the "Hotello" bookcase.

C. BIMBI DESIGN



Nelson vaschetta frassino cm. 20,5x95x8

Nelson vaschetta frassino cm. 30x30x8



Vaschetta in multistrato di betulla impiallacciato frassino tinto seppia, ruggine e noce.

Tray in birch multi-ply with sepia, rust or walnut dyed ash veneer.

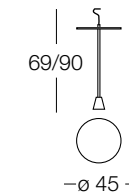
C. BIMBI DESIGN



Linus cm. ø 45x69/90

Linus cm. ø 45x69/90

Linus cm. ø 45x69/90



**Struttura:**  
in metallo cromo, nickel nero o color oro con coprivaassoio in cuoio nei colori in gamma.  
**Basamento:**  
in marmo nero marquinia, carrara o travertino.

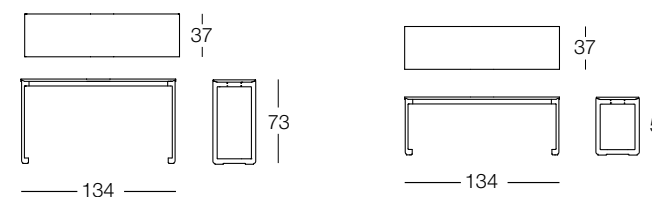
**Frame:**  
in chrome metal, black nickel or gold colour with leather top in the colours in the range.  
**Base:**  
in black marquinia, carrara or travertine marble.



Malibù consolle cm. 134x37x73



Malibù consolle cm. 134x37x51



**Struttura:**  
in metallo completa di antiscivolo in materiale termoplastico stampato.  
**Piano:**  
in marmo emperador dark, nero marquinia, bianco carrara o travertino, oppure in multistrato di betulla impiallacciato frassino tinto seppia, ruggine e noce.  
**Finiture:**  
nickel nero.

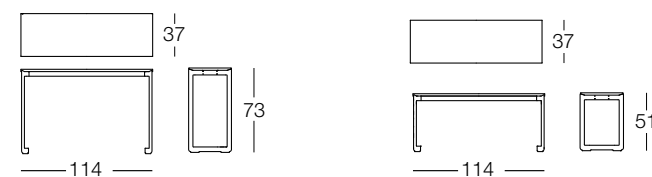
**Frame:**  
in metal, complete with moulded thermoplastic non-slip feet.  
**Tops:**  
in Emperador Dark, Marquinia Black, Carrara White or travertine marble, or in birch multi-ply with sepia, rust or walnut dyed ash veneer.  
**Finish:**  
black nickel-plated.



Malibù consolle cm. 114x37x73



Malibù consolle cm. 114x37x51



**Struttura:**  
in metallo completa di antiscivolo in materiale termoplastico stampato.  
**Piano:**  
in marmo emperador dark, nero marquinia, bianco carrara o travertino, oppure in multistrato di betulla impiallacciato frassino tinto seppia, ruggine e noce.  
**Finiture:**  
nickel nero.

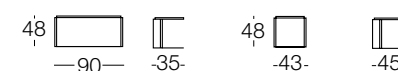
**Frame:**  
in metal, complete with moulded thermoplastic non-slip feet.  
**Tops:**  
in Emperador Dark, Marquinia Black, Carrara White or travertine marble, or in birch multi-ply with sepia, rust or walnut dyed ash veneer.  
**Finish:**  
black nickel-plated.



Deck cm. 90x35x48



Deck cm. 43x45x48



**Struttura:**  
in metallo cromato, nickel nero o acciaio inox satinato.  
**Piano:**  
in multistrato impiallacciato legno zebrano, laccato lucido nei colori in gamma, oppure rivestito in cuoio nei colori in gamma.

**Frame:**  
in chrome-plated metal, black nickel-plated metal or satin-finish stainless steel.  
**Top:**  
in multi-ply veneered in zebrawood, gloss lacquered in the available colour range, or covered in leather in the available colour range.

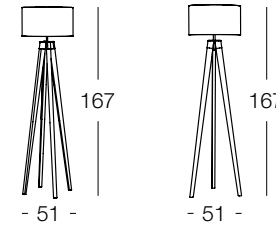
C. BIMBI DESIGN



Edgar cm. 51x167




Edgar cm. 51x167



**Struttura:**  
in metallo laccato marrone scuro (RAL 8022),  
gambe in frassino tinte noce, ruggine o seppia.  
**Paralume:**  
diametro cm 45 in tessuto e pvc.

**Frame:**  
in dark brown (RAL 8022) lacquered metal,  
legs in walnut, rust or sepia dyed ash.  
**Shade:**  
45 cm diameter in fabric and pvc.

C. BIMBI DESIGN



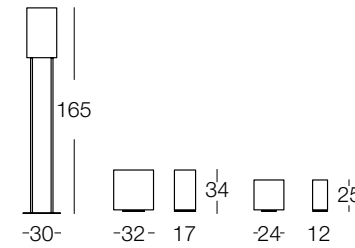
Piantana alabastro cm. 30x30x165



Cubo luce alabastro cm. 32x17x34



Cubo luce alabastro cm. 24x12x25



Lampade in alabastro di Volterra con finiture in acciaio inox.

Lamps in Volterra alabaster with stainless steel finishes.

AZZURRA BIMBI DESIGN



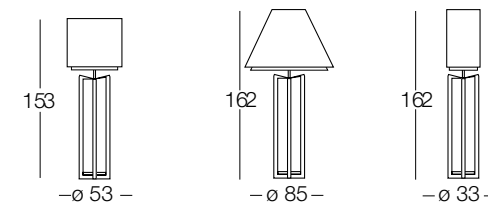
Dacia cm. ø 53x153



Yuki cm. ø 85x162



Toni cm. ø 33x162



**TONI DACIA YUKI**  
**Struttura:**  
in metallo tagliato a laser completa di antiscivolo  
in materiale termoplastico stampato.  
**Finiture:**  
cromo, nickel nero o color oro.  
**Base:**  
supporto in marmo emperador dark, nero marquinia,  
carrara o travertino.  
**Paralume interno:**  
tela di lino montata su PVC.  
**Paralume esterno:**  
shantung in seta.

**TONI DACIA YUKI**  
**Frame:**  
in laser-cut metal with embossed thermoplastic non-slip underside.  
**Finish:**  
chrome, black nickel or gold colour.  
**Base:**  
support in dark emperador, black marquinia,  
carrara or travertine marble.  
**Lampshade interior:**  
linen canvas assembled on PVC.  
**Lampshade exterior:**  
shantung silk.

## MARMO Marble




BIANCO CARRARA



NERO MARQUINIA




TRAVERTINO



EMPERADOR DARK

## CUOIO Leather



BIANCO



CAPPUCCINO



TESTA DI MORO



CREMA



TABACCO



NERO

## BORDINO Edging



COL. 612



COL. 645



COL. 611



COL. 607



COL. 636




COL. 610


## METALLO Metal




ORO



CROMO



NIKEL NERO



MARRONE SCURO  
RAL 8022

## FRASSINO Ash



NOCE



RUGGINE




SEPPIA



ZEBBRANO

## LACCATI Lacquered



RUBY



OTTANIO




VISONE



GREGE



MAGNOLIA



BIANCO



NERO

Art direction + graphic projet  
GONNELLI&ASSOCIATI COMUNICAZIONE

Photo  
Riccardo Bianchi

Stylist  
Maria Trezzi  
Sara Dassi

Print  
Federighi colorgrafiche

Thanks  
Angelo e Diego Saini  
Cre Art  
De Vecchi Milano 1935  
Fara  
Incipit Lab  
Mason Editions  
Rino Greggio Argenterie  
Sartori Tappeti

© DEMA Aprile 2019

**Dema**  
FIRENZE

Via Arno, 7  
50025 Martignana  
Montespertoli (Fi)  
Tel. +39 0571 676027  
Fax +39 0571 676248  
info@dema.it  
www.dema.it

Export division:

GRUPPO  
**GIMO**

Tel. +39 0587 736062  
gimo@gimo.it  
www.gruppogimo.it

member of  
GRUPPO  
**GIMO**