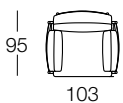
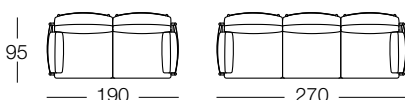


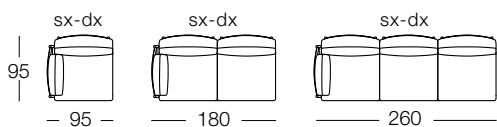
Poltrona . Armchair



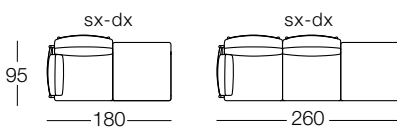
Divani . Sofas



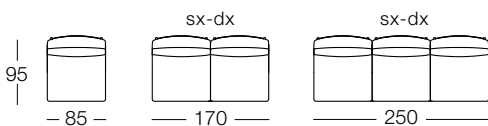
Terminali sx-dx . LH-RH end units



Terminali sx-dx con pouff . LH-RH end units with pouffe



Centrale . Central unit



---

**Struttura interna:** in metallo con cinghie elastiche. **Struttura esterna:** tubolare di metallo nickel nero o verniciato nero opaco RAL 9005.

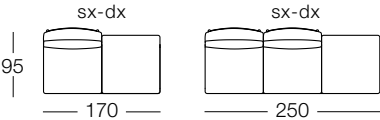
**Cuscini seduta e schienale:** in piuma d'oca canalizzata con inserto in poliuretano a quote differenziate. **Rivestimento:** tessuto e pelle. **Svestibilità:** totale.

---

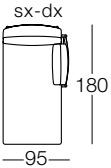
**Internal frame:** in metal with elastic webbing. **External frame:** metal tubular structure in black, nickel-plated or matt finish RAL 9005.

**Seat cushions and backrest:** goose down filling with multi-density polyurethane insert. **Cover:** fabric and leather. **Covers:** Fully removable.

Centrale con pouff sx-dx. Central unit with lh-rh pouffe



Relax sx-dx. Lh-rh chaise longues



Pouff . Pouffe

